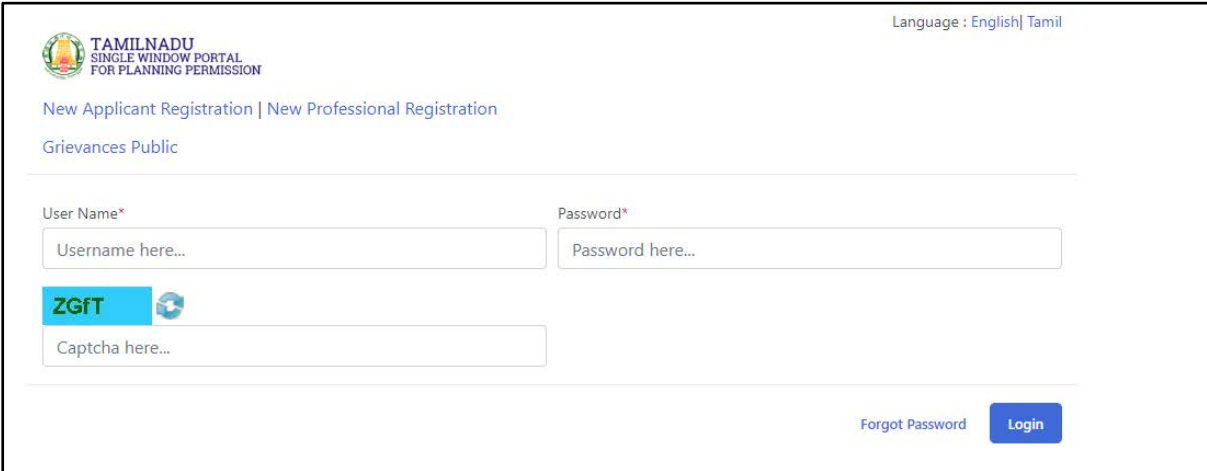


NOC PROCESS FLOW:

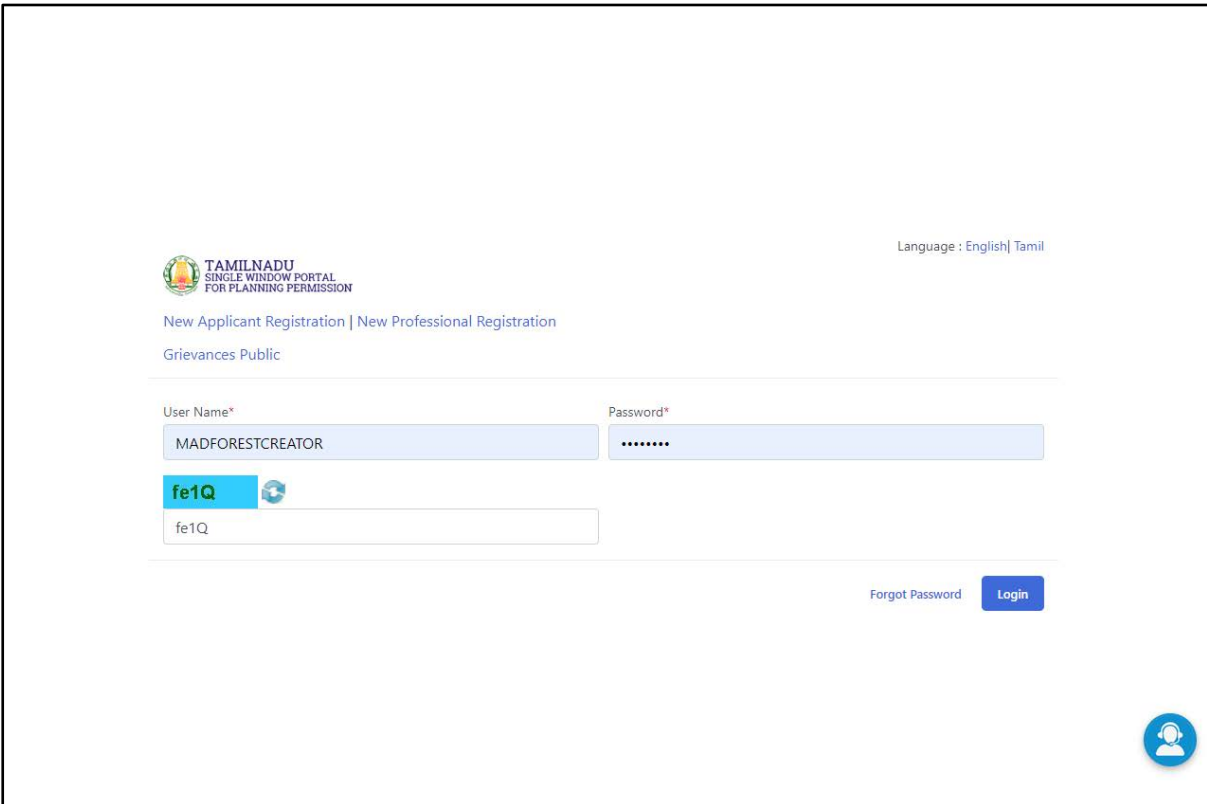
Open Browser and copy paste the below URL.

➤ <https://onlineppa.tn.gov.in/SWP-web/login>



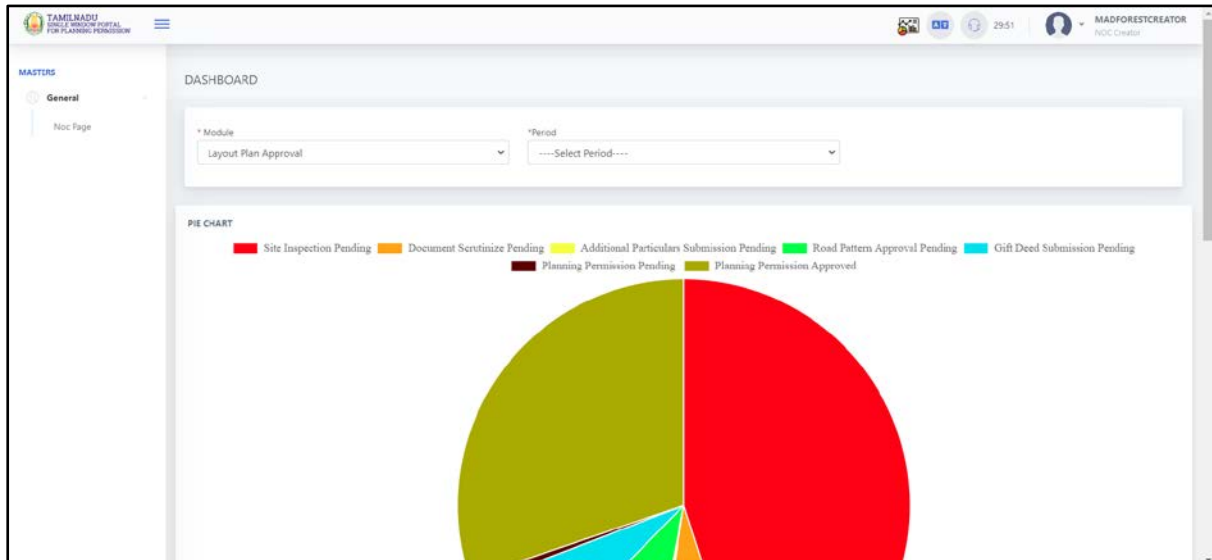
The screenshot shows the login page of the Tamil Nadu Single Window Portal for Planning Permission. The page header includes the logo and text "TAMILNADU SINGLE WINDOW PORTAL FOR PLANNING PERMISSION" and "Language : English | Tamil". Below the header, there are links for "New Applicant Registration | New Professional Registration" and "Grievances Public". The main form area contains three input fields: "User Name*" with the placeholder "Username here...", "Password*" with the placeholder "Password here...", and a captcha field with the placeholder "Captcha here...". The captcha field is labeled "ZGfT" and includes a refresh icon. At the bottom right of the form, there are links for "Forgot Password" and a blue "Login" button.

Kindly update the credentials in the login page with the user ID, Password and enter the captcha as displayed in the screen.



This screenshot shows the same login page as above, but with credentials entered. The "User Name*" field contains "MADFORESTCREATOR", the "Password*" field contains "*****", and the captcha field contains "fe1Q". The "ZGfT" captcha label and refresh icon are still present. The "Forgot Password" and "Login" buttons are visible at the bottom right. A small circular icon with a person silhouette is located in the bottom right corner of the page.

In the above mentioned screen, you have to select from the left side “General” from masters
 Under General, you have to select NOC Page as displayed in the below screen shot, Then the applicant details with the reference number, NOC status and the Actions lists also will be displayed.



S.No	Applicant Name	Category	City	Reference Number	NOC Status	Created Date	Actions
1	vimal	CMDA	Madurai-Madurai-Madurai	-	NOC Approved	Nov 23, 2022 3:17:30 PM	
2	Swati	CMDA	Madurai-Madurai-Madurai	-	NOC Request Submitted	Nov 12, 2022 11:16:48 AM	
3	SUSEELA G	Building Plan Approval	Madurai-Edappadi-Adiavapatty	QTSOPY7W	NOC Request Submitted	Oct 19, 2022 9:59:22 AM	
4	SUSEELA G	Building Plan Approval	Madurai-Madurai North-Siruthur	GVL285HD	NOC Request Submitted	Oct 18, 2022 11:26:49 AM	
5	SUSEELA G	Building Plan Approval	Madurai-Madurai North-Siruthur	16CY8UI	-	Nov 24, 2022 2:59:17 PM	
6	SUSEELA G	Building Plan Approval	Madurai-Madurai North-Siruthur	GVL285HD	-	Dec 5, 2022 11:20:20 AM	
7	suresh	Building Plan Approval	Madurai-Madurai-Madurai	6E2KF38R	NOC Request Submitted	Dec 7, 2022 10:48:36 AM	
8	PRESIDENT PADMA SALIVAR MUNETRA SANGAM	Building Plan Approval	Madurai-Madurai South-Avanyapuram	UDWIA2C	NOC Request Submitted	Nov 18, 2022 1:38:54 PM	
9	kowsalya	Building Plan Approval	Madurai-Madurai-Madurai	6R39VMUW	NOC Approved	Nov 26, 2022 11:16:07 AM	
10	Aadhi	Building Plan Approval	Madurai-Thirupparankundram-Thirupparankundram	M36VG9WT	-	Dec 6, 2022 4:23:48 PM	

➤ In order to proceed with the next step for NOC actions, kindly select the edit option as per the below screen.

6	suresh	Building Plan Approval	Madurai-Madurai-Madurai	6E2KF38R	NOC Request Submitted	Dec 7, 2022 10:48:36 AM	
---	--------	------------------------	-------------------------	----------	-----------------------	-------------------------	--

➤ NOC page will be displayed with the applicant details, Site Address, Site No & Subdivision Details

Applicant Details

Applicant Name in English: iuresh
 Department: FOREST
 District: Madurai
 Taluk: Madurai
 City/Town/Village: Madurai
 Address Line 1: 12
 Address Line 2: john kennady street
 Pin Code: 600089
 Mobile Number: 9090909090
 Email Id: mari@gmail.com

Site Address

Door No*: 12
 Plot No*: A - 24
 Address Line 1*: 1212
 Address Line 2*:
 Address Line 3*:
 Locality*:
 District*: Madurai
 Taluk*: Madurai
 City/Town/Village*: Madurai
 Pincode*: 600090
 Site Extent: 1000
 Built Up Extent: 1000.00

- Document copies attached with regards to Chitta, FMB Sketch, Proof of Property Ownership, Blue print of Building Plan

Built Up Extent: 1000.00

Survey And Subdivision Number

Survey Number: 12A
 Subdivision Number: 12

Chitta Copy: 20221207105133472

FMB Sketch: 20221207105133472

Document Copy(Proof of Property Ownership): 20221207105133565

Blue print of Building Plan: 20221207105133576

Local Body:
 Local Body Name:
 Type of Building:
 Type of Construction:
 Area of Building Construction-Ground Floor(sq.mt):
 Area of Building Construction-First Floor(sq.mt):
 Area of remaining Vacant land:
 Date:

Next step is "Site Inspection", after selecting the option you will get the below details in the screen

Applicant Details

Site Inspection

Are you proceed Site Inspection or Not? * YES NO

Save

Kindly do select the appropriate option “Yes” to proceed with Site Inspection and “No” if site inspection is not approved.

- After selecting “Yes” for site inspection, Update the “New Plan Date” as per the below screen

NOC Page
Create

Applicant Details

Site Inspection

Are you proceed Site Inspection or Not? * YES NO

New Plan Date

Save

December 2022						
Su	Mo	Tu	We	Th	Fr	Sa
27	28	29	30	1	2	3
4	5	6	7	8	9	10
11	12	13	14	15	16	17
18	19	20	21	22	23	24
25	26	27	28	29	30	31
1	2	3	4	5	6	7

- Then mention the time slot for when the site inspection to be conducted.

NOC Page
Create

Applicant Details

Site Inspection

Are you proceed Site Inspection or Not? * YES NO

New Plan Date

08/12/2022 15:42

Save

- If the site inspection is to be cancelled, then select “No” option, then click “Save”.

Either of the options “Yes” or “No” is selected, then it goes for the next step of actions in main menu NOC page select the respective applicant action status as “Edit”

- As per the below screen, you will get the “Call for particulars” options in the NOC page for that particular applicant.
- Based on the confirmation select either “Yes” or “No” and proceed with “Save” option accordingly.

- As per the below screen, select the “Letter Name” as “Call for Particulars” from the list option
- Then update the details in the field box To or To Tamil, Subject or Subject Tamil, Reference or Reference Tamil, Body of the Letter or Body of the Letter Tamil.

Applicant Details
Site Inspection
Call For Particulars

Are you proceed Call for Particular or Not? * YES NO

Letter Name *
CallForParticulars
--- Please Select Letter Name ---
CallForParticulars

Subject
Subject Tamil*

Reference
Reference Tamil*

Body Of The Letter

Save

- After entering the details in respective field box, kindly select “Save” option.

Body Of The Letter Tamil*

Save

If there is no requirement for proceeding with “Call for Particulars”, kindly select “No” and click “Save” option.

NOC Page
Create

Applicant Details
Site Inspection
Call For Particulars

Are you proceed Call for Particular or Not? * YES NO

Save

- Kindly select the necessary NOC document to be uploaded and mention the remarks for the same.

NOC Page
Create

Applicant Details
Site Inspection
Call For Particulars
Noc Upload

NOC Document Copy*

Choose Files To Upload Choose Files

Remarks*

Submit

- After selecting the respective document, kindly mention the remarks for the same i.e. which NOC document is uploaded and then click “Submit”.

 **NOC Page**
Create [Back](#)

- Applicant Details
- Site Inspection
- Call For Particulars
- Noc Upload**

NOC UPLOAD #1 