

NOC PROCESS FLOW:

Open Browser and copy paste the below URL.

➤ **<https://onlineppa.tn.gov.in/SWP-web/login>**

Language : English | Tamil

TAMILNADU
SINGLE WINDOW PORTAL
FOR PLANNING PERMISSION

[New Applicant Registration](#) | [New Professional Registration](#)

[Grievances Public](#)

User Name* Password*

Username here... Password here...

ZGfT

Captcha here...

[Forgot Password](#) [Login](#)

Kindly update the credentials in the login page with the user ID, Password and enter the captcha as displayed in the screen.

Language : English | Tamil

TAMILNADU
SINGLE WINDOW PORTAL
FOR PLANNING PERMISSION

[New Applicant Registration](#) | [New Professional Registration](#)

[Grievances Public](#)

User Name* Password*

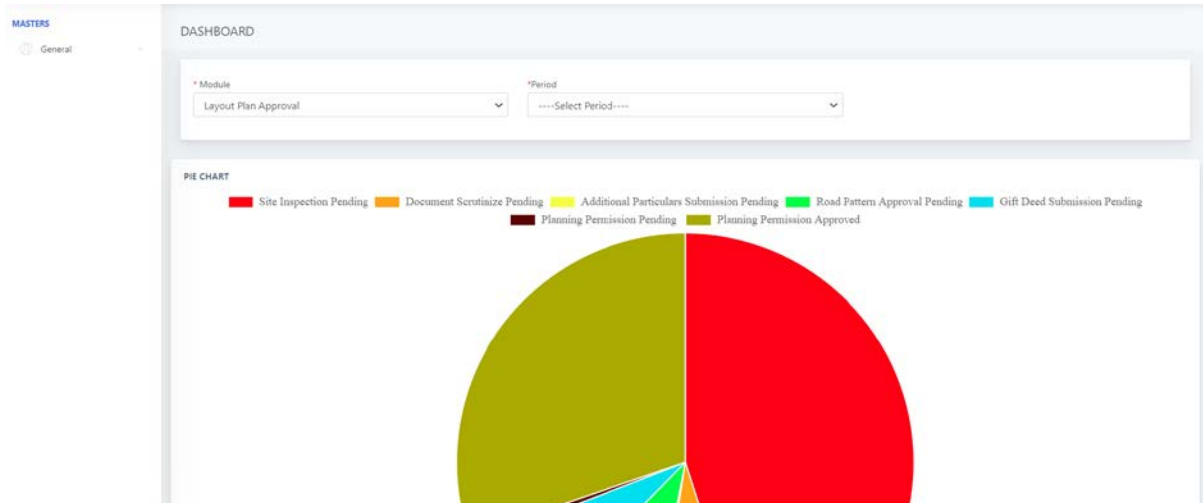
MADWRDCREATOR

SweX

SweX

[Forgot Password](#) [Login](#)

Below screen will be displayed after login procedure is done:



In the above mentioned screen, you have to select from the left side “General” from masters
 Under General, you have to select NOC Page as displayed in the below screen shot, Then the applicant details with the reference number, NOC status and the Actions lists also will be displayed.

S.No	Applicant Name	Category	City	Reference Number	NOC Status	Created Date	Actions
1	Swati	CMDA	Madurai-Madurai-Madurai	-	-	Nov 12, 2022 11:16:48 AM	
2	SUSEELA G	Building Plan Approval	Madurai-Edappadi-Aduvapatty	QTSDPY7W	NOC Approval Awaiting	Oct 19, 2022 9:59:22 AM	
3	SUSEELA G	Building Plan Approval	Madurai-Madurai North-Siruthur	GVL2B5H0	NOC Approval Awaiting	Oct 18, 2022 11:26:49 AM	
4	SUSEELA G	Building Plan Approval	Madurai-Madurai North-Siruthur	16CVBUI	-	Dec 5, 2022 11:21:19 AM	
5	SUSEELA G	Building Plan Approval	Madurai-Madurai North-Siruthur	GVL2B5H0	-	Dec 5, 2022 11:20:20 AM	
6	suresh	Building Plan Approval	Madurai-Madurai-Madurai	6E2KF38R	NOC Request Submitted	Dec 7, 2022 10:48:36 AM	
7	PRESIDENT PADMA SALIYAR MUNETRA SANGAM	Building Plan Approval	Madurai-Madurai South-Avaniyapuram	UDWIA2C	NOC Request Submitted	Nov 18, 2022 1:38:55 PM	
8	kowsalya	Building Plan Approval	Madurai-Madurai-Madurai	6R39VMUW	NOC Approved	Nov 26, 2022 11:16:07 AM	
9	Aadhi	Building Plan Approval	Madurai-Thirupparankundram-Thirupparankundram	M36VG9WT	-	Dec 6, 2022 4:23:48 PM	

➤ In order to proceed with the next step for NOC actions, kindly select the edit option as per the below screen.

6	suresh	Building Plan Approval	Madurai-Madurai-Madurai	6E2KF38R	NOC Request Submitted	Dec 7, 2022 10:48:36 AM	
---	--------	------------------------	-------------------------	----------	-----------------------	-------------------------	--

➤ NOC page will be displayed with the applicant details, Site Address, Site No & Subdivision Details

MASTERS

Applicant Details

General

Site Inspection

Applicant Name in English: Manikandan

Email Id: kadhiraian273@gmail.com

Phone Number: 9629064940

Site Address

Door No: 12

Plot No: NO

Address Line 1: 121

Address Line 2:

Address Line 3:

Locality:

City/Town/Village: Madurai

Taluk: Madurai

District: Madurai

Pincode: 309090

SURVEY AND SUBDIVISION NUMBER

Survey Number	Subdivision Number
12	12A

Old Revenue Records (i.e. for 1906)

[39211-2022-QC20221225081125609.pdf](#)

Village Map

[39211-2022-QC20221225081125610.pdf](#)

Adjoining Village map

[37118-2022-BC \(1\)20221225081125611.pdf](#)

FMB Sketch

[39211-2022-QC20221225081125611.pdf](#)

A Register

[39211-2022-QC20221225081125612.pdf](#)

Ownership Document

[39211-2022-QC20221225081125612.pdf](#)

Block Map

[39211-2022-QC20221225081125613.pdf](#)

- Document copies attached with regards to the department requires the information and the survey details

Next step is "Site Inspection", after selecting the option you will get the below details in the screen

Applicant Details

Site Inspection

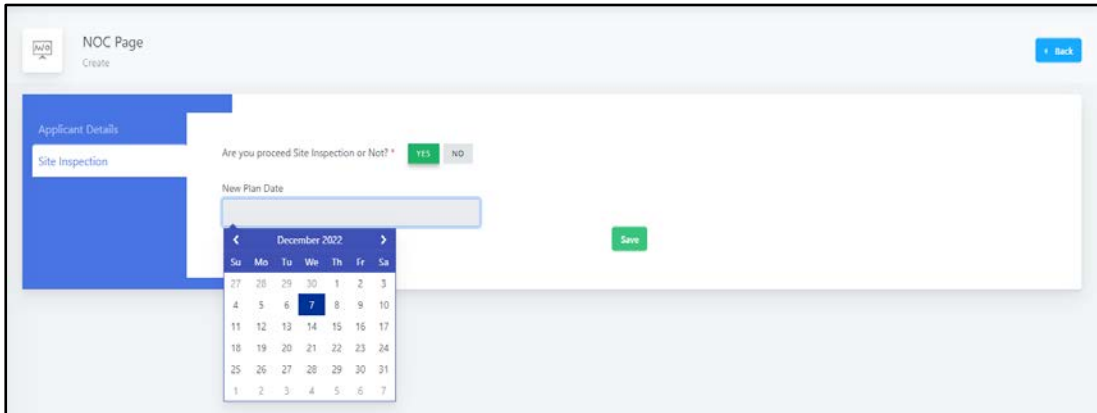
Are you proceed Site Inspection or Not? *

YES NO

Save

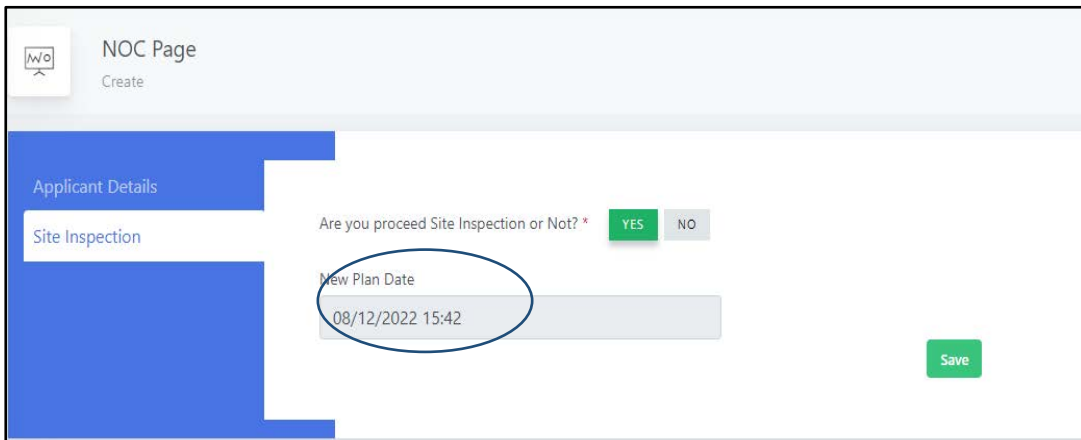
Kindly do select the appropriate option "Yes" to proceed with Site Inspection and "No" if site inspection is not approved.

- After selecting “Yes” for site inspection, Update the “New Plan Date” as per the below screen



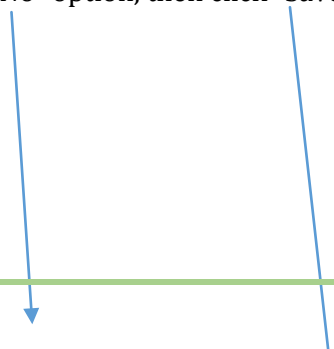
The screenshot shows the 'NOC Page' with a 'Create' button. The 'Applicant Details' section is partially visible. The 'Site Inspection' section has a 'YES' button selected. Below it, the 'New Plan Date' field is open, showing a calendar for December 2022. The date '7' is highlighted in blue. A 'Save' button is visible to the right of the calendar.

- Then mention the time slot for when the site inspection to be conducted.



The screenshot shows the 'NOC Page' with a 'Create' button. The 'Applicant Details' section is partially visible. The 'Site Inspection' section has a 'YES' button selected. Below it, the 'New Plan Date' field is updated to '08/12/2022 15:42'. A 'Save' button is visible to the right of the field.

- If the site inspection is to be cancelled, then select “No” option, then click “Save”.



Either of the options “Yes” or “No” is selected, then it goes for the next step of actions in main menu NOC page select the respective applicant action status as “Edit”

- As per the below screen, you will get the “Call for particulars” options in the NOC page for that particular applicant.
- Based on the confirmation select either “Yes” or “No” and proceed with “Save” option accordingly.

- As per the below screen, select the “Letter Name” as “Call for Particulars” from the list option
- Then update the details in the field box To or To Tamil, Subject or Subject Tamil, Reference or Reference Tamil, Body of the Letter or Body of the Letter Tamil.

- After entering the details in respective field box, kindly select “Save” option.

Body Of The Letter Tamil

Save

If there is no requirement for proceeding with “Call for Particulars”, kindly select “No” and click “Save” option.

NOC Page
Create

Applicant Details
Site Inspection
Call For Particulars

Are you proceed Call for Particular or Not? * YES NO

Save

- Kindly select the necessary NOC document to be uploaded and mention the remarks for the same.

NOC Page
Create

Applicant Details
Site Inspection
Call For Particulars
Noc Upload

NOC Document Copy*

Choose Files To Upload Choose Files

Remarks*

Submit

- After selecting the respective document, kindly mention the remarks for the same i.e. which NOC document is uploaded and then click “Submit”.

NOC Page
Create

Applicant Details
Site Inspection
Call For Particulars
Noc Upload

NOC UPLOAD #1

