PLAN SHOWING THE PROPOSED CONSTRUCTION OF GROUND FLOOR INDUSTRIAL BUILDING (ASSEMBLY OF DOMESTIC ELECTRICAL APPLIANCES-GREEN INDUSTRY- HEIGHT 8.23M) AT INDRA GANDHI STREET, AYANAMBAKKAM, CHENNAI COMPRISED IN OLD S.NO.41, NEW S.NO.41/1C OF AYANAMBAKKAM VILLAGE WITHIN THE LIMITS OF THIRUVERKADU MUNICIPALITY"

A) AREA STATEMENT	SQ.M.
AREA AS PER PATTA	2050.00
AREA AS PER DOCUMENT	2063.83
AREA CONSIDERED FOR FSI	2050.00
STREET ALIGNMENT/ ROAD WIDENING/LINK ROAD	0.00
OSR AREA	0.00
TOTAL FSI AREA	990.59
FSI FACTOR	0.483
COVERAGE AREA (PERCENTAGE %)	NA

A) PARKING STATEMENT

VEHICLE	REQUIRED	PROVIDED
LORRY	2	2
CAR	0	0
TWO WHEELER	15	28
CYCLE	15	20

No. OF WORKERS MALE : - 10
No. OF WORKERS FEMALE : - 15
TOTAL No. OF WORKERS : - 25

TOTAL HORSE POWER : - 45 H.P.
TURBO VENTILATOR SIZE : 2' DIA.
TURBO VENTILATOR WORKED BY ELECTRICAL .

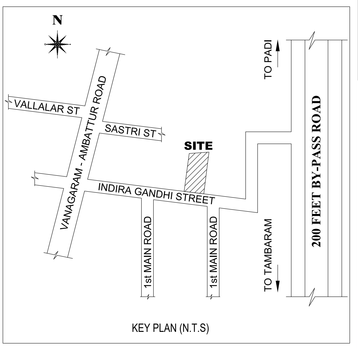

KEY PLAN (N.T.S)

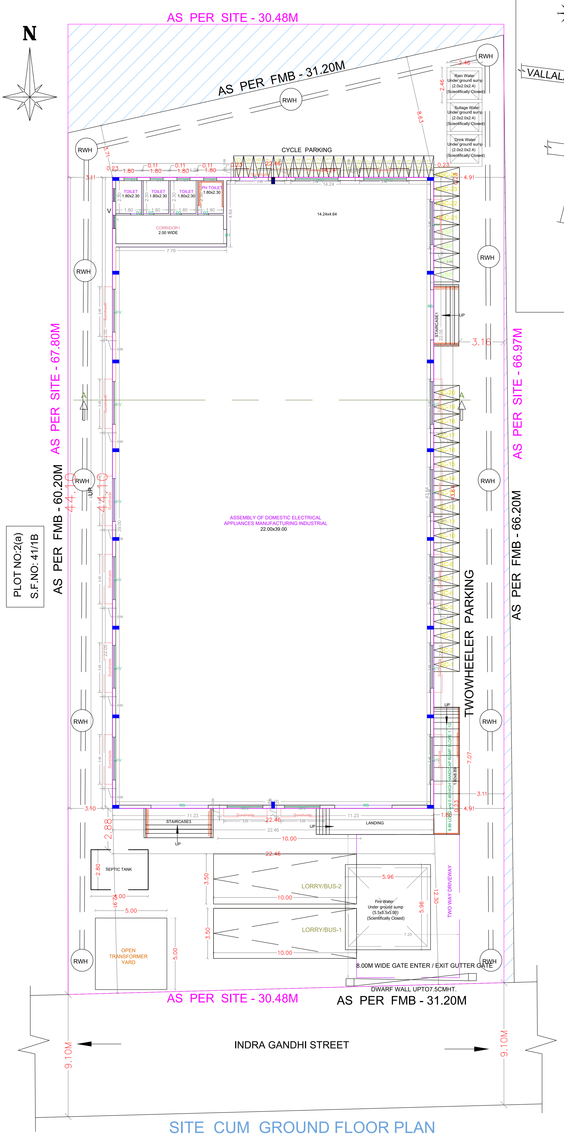

SITE CUM GROUND FLOOR PLAN

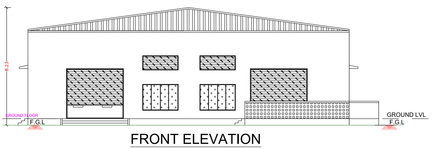

FRONT ELEVATION

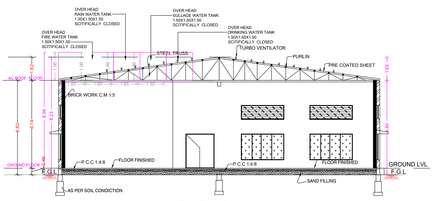

SECTION A-A

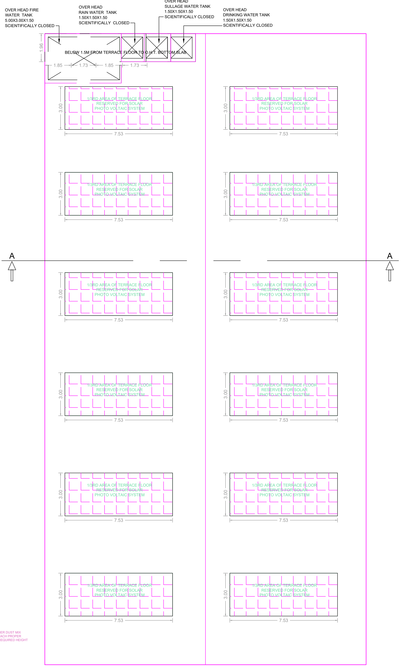

AC ROOF FLOOR PLAN

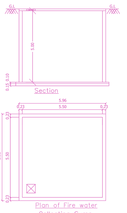

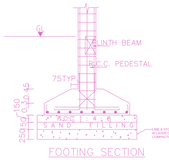

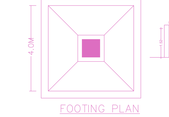

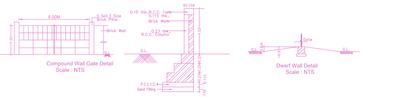

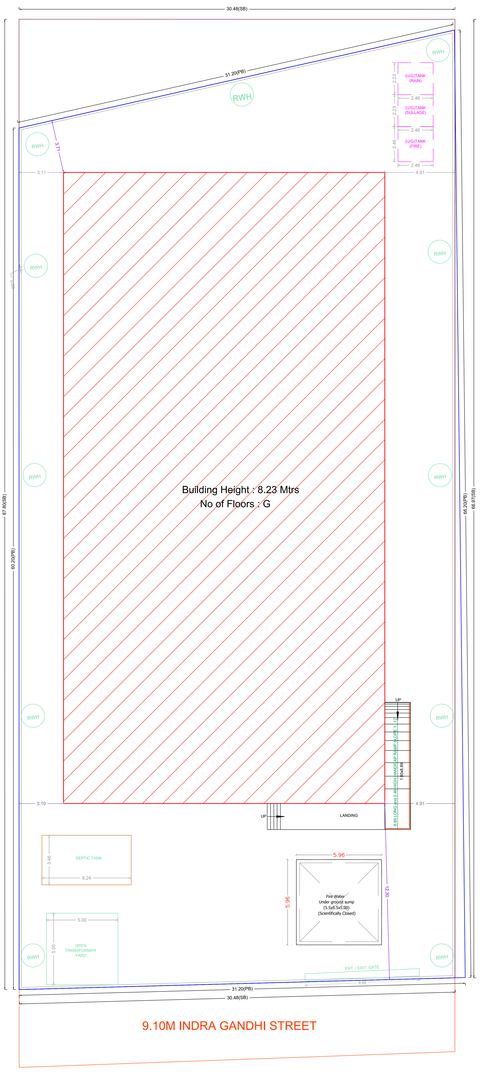

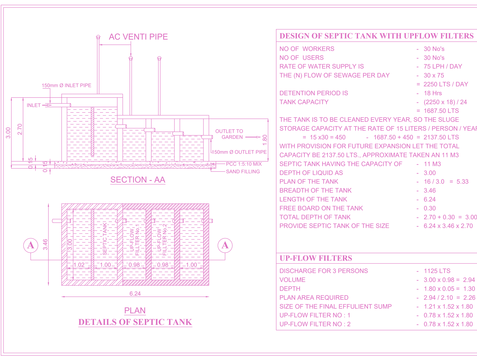

DETAILS OF SEPTIC TANK

DESIGN OF SEPTIC TANK WITH UPFLOW FILTERS

NO OF WORKERS	- 30 No's
NO OF USERS	- 30 No's
RATE OF WATER SUPPLY IS	- 75 LPH / DAY
THE IN FLOW OF SEWAGE PER DAY	- 30 x 75
	= 2250 LTS / DAY
DETENTION PERIOD IS	- 18 Hrs
TANK CAPACITY	- (2250 x 18) / 24
	= 1687.50 LTS

THE TANK IS TO BE CLEANED EVERY YEAR, SO THE SLUGE STORAGE CAPACITY AT THE RATE OF 15 LITERS / PERSON / YEAR
= 15 x30 = 450 1687.50 + 450 = 2137.50 LTS
WITH PROVISION FOR FUTURE EXPANSION LET THE TOTAL CAPACITY BE 2137.50 LTS.. APPROXIMATE TAKEN AN 11 M3

SEPTIC TANK HAVING THE CAPACITY OF	- 11 M3
DEPTH OF LIQUID AS	- 3.00
PLAN OF THE TANK	- 16 / 3.0 = 5.33
BREADTH OF THE TANK	- 3.46
LENGTH OF THE TANK	- 6.24
FREE BOARD ON THE TANK	- 0.30
TOTAL DEPTH OF TANK	- 2.70 + 0.30 = 3.00
PROVIDE SEPTIC TANK OF THE SIZE	- 6.24 x 3.46 x 2.70

UP-FLOW FILTERS

DISCHARGE FOR 3 PERSONS	- 1125 LTS
VOLUME	- 3.00 x 0.98 = 2.94
DEPTH	- 1.80 x 0.05 = 1.30
PLAN AREA REQUIRED	- 2.94 / 2.10 = 2.26 M3
SIZE OF THE FINAL EFFULIENT SUMP	- 1.21 x 1.52 x 1.80
UP-FLOW FILTER NO : 1	- 0.78 x 1.52 x 1.80
UP-FLOW FILTER NO : 2	- 0.78 x 1.52 x 1.80

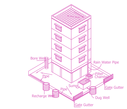

Proposed Rain Water Horvesting System Provided as per CMR Norms Drawing No:3A Not To Scale

FLOOR WISE FSI STATEMENT : A (B)

FLOORS	FSI AREA				DU	TOTAL
	COMM.	RESI.	IND.	INST.		FSI AREA
GROUND FLOOR	0.00	0.00	990.59	0.00	0	990.59
AC ROOF FLOOR	0.00	0.00	0.00	0.00	0	0.00
Total	0.00	0.00	990.59	0.00	0	990.59

BUILDING WISE FSI STATEMENT

BUILDING	NO OF SAME BUILDING	FSI AREA				DU	TOTAL
		COMM.	RESI.	IND.	INST.		FSI AREA
A-1 (B)		0.00	0.00	990.59	0.00	0	990.59
Total		0.00	0.00	990.59	0.00	0	990.59

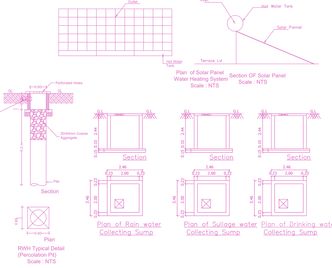

APPROVAL CONDITION

SCALE 1:100

CHENNAI METROPOLITAN DEVELOPMENT AUTHORITY

APPROVED

SUBJECT TO THE CONDITIONS MENTIONED IN THIS OFFICE

Signature Not Verified
Digitally signed by PRABHAKAR
Date: 2022.08.26 12:12:23 IST

For (Deputy Planner / Chief Planner / Member-Secretary)
High Rise Building / Non High Rise Building
This Approval is valid only after building Permit is issued by the concerned Local Body.

KEY NO. 7688

QR CODE

Applicants (Owner / Developer / Power of Attorney)

This Planning Permission issued under New Rule 70(1)(bb) read with Rule 70(2) read with Rule 70(3) of TNCDBR 2019 the Rule of 2019 and GO (Ms) No.2 of 2019 and GO (Ms) No. 84 & 85 of 2019.

Signature Not Verified
Digitally signed by
Date: 2022.08.26
12:00:12 PM

ISO_A0_(841.00_x_1800.00_MM)

This is a system generated drawing as per the soft copy submitted by the Architect/ License Engineer