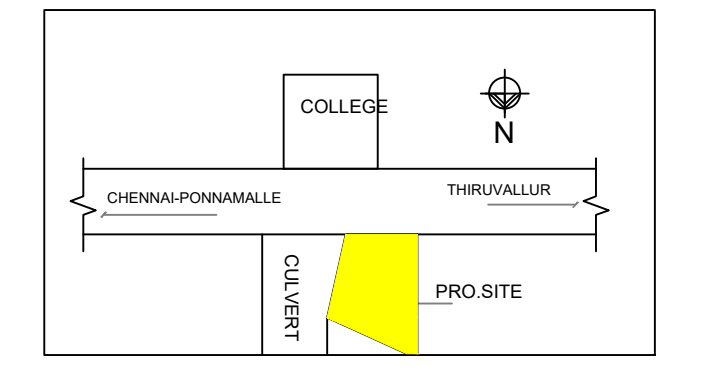


SITE PLAN

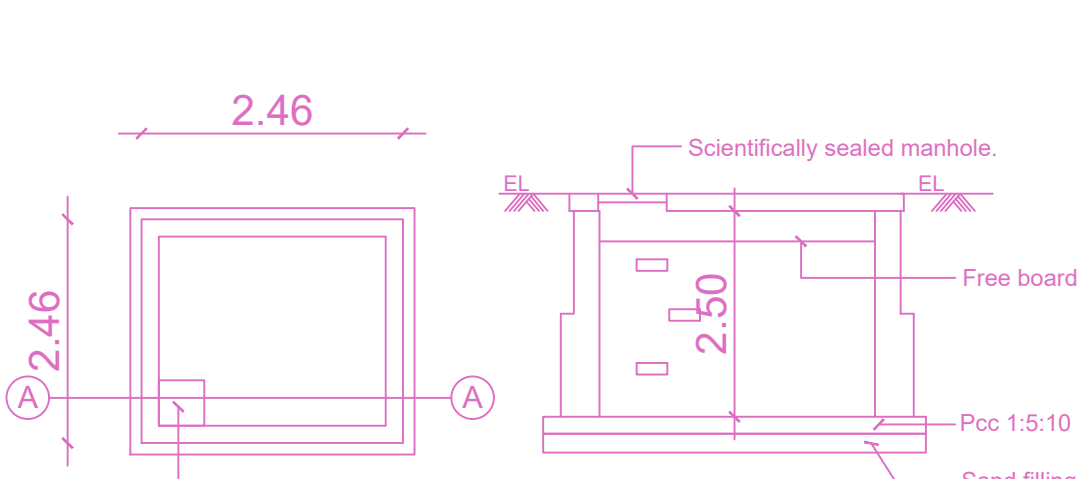
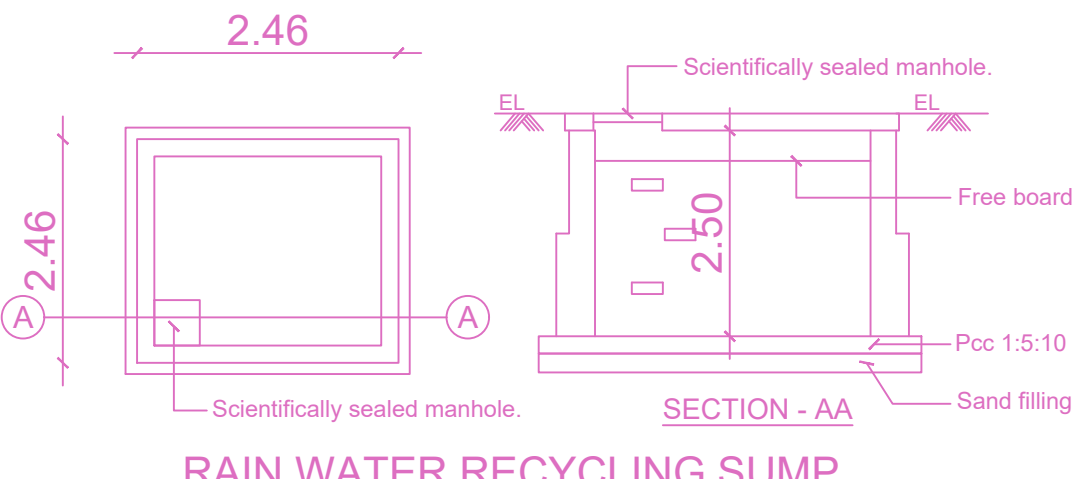
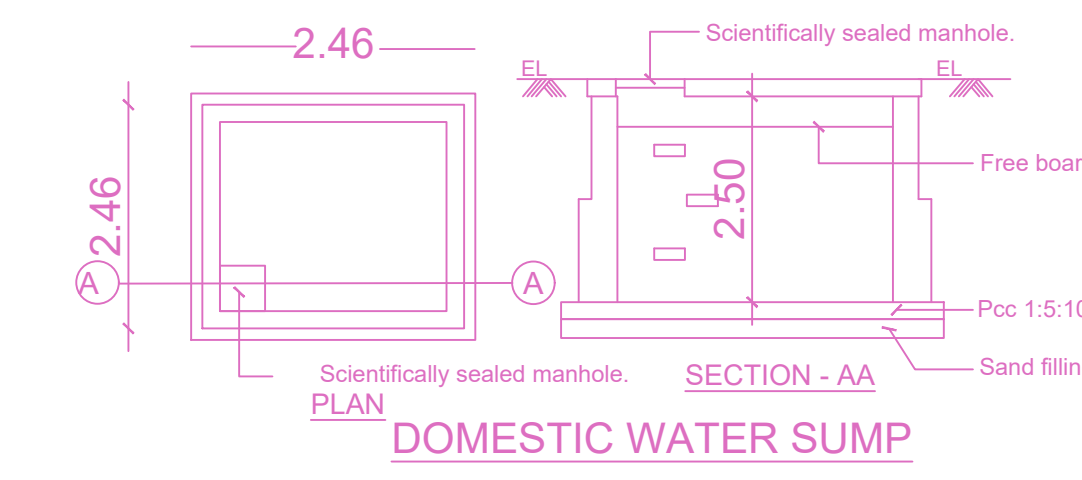
PLAN SHOWING THE PROPOSED construction of Ground Floor Commercial Building(warehouse) (Height-11.60m) at Poonamallee High Road, Korattur, Tiruvallur comprised in S.Nos.5/1B2D & 5/1B3 of Korattur A village within the limits of Poonamallee Panchayat Union

A) AREA STATEMENT	SQ.M.
AREA AS PER PATTA	4060.00
AREA AS PER DOCUMENT	4046.86
AREA CONSIDERED FOR FSI	200.04
SPACE LEFT FOR ROAD WIDENING	200.04
OSR AREA	0.00
TOTAL FSI AREA	2227.19
FSI FACTOR	0.579
COVERAGE AREA (PERCENTAGE %)	NA

A) PARKING STATEMENT		
VEHICLE	REQUIRED	PROVIDED
LORRY	6	7
CAR	0	0
TWO WHEELER	0	0
CYCLE	-	0



Location plan (Taken as per User Inputs)



APPROVAL CONDITION

1. The proposed building shall be constructed in accordance with the approved plans and specifications.

2. The building shall be constructed within the stipulated time frame.

3. The building shall be constructed in accordance with the approved floor area and FSI.

4. The building shall be constructed in accordance with the approved height and setbacks.

5. The building shall be constructed in accordance with the approved parking provisions.

6. The building shall be constructed in accordance with the approved drainage and water supply provisions.


7. The building shall be constructed in accordance with the approved fire safety provisions.

8. The building shall be constructed in accordance with the approved structural provisions.

9. The building shall be constructed in accordance with the approved electrical and communication provisions.

10. The building shall be constructed in accordance with the approved environmental provisions.

SCALE 1:100

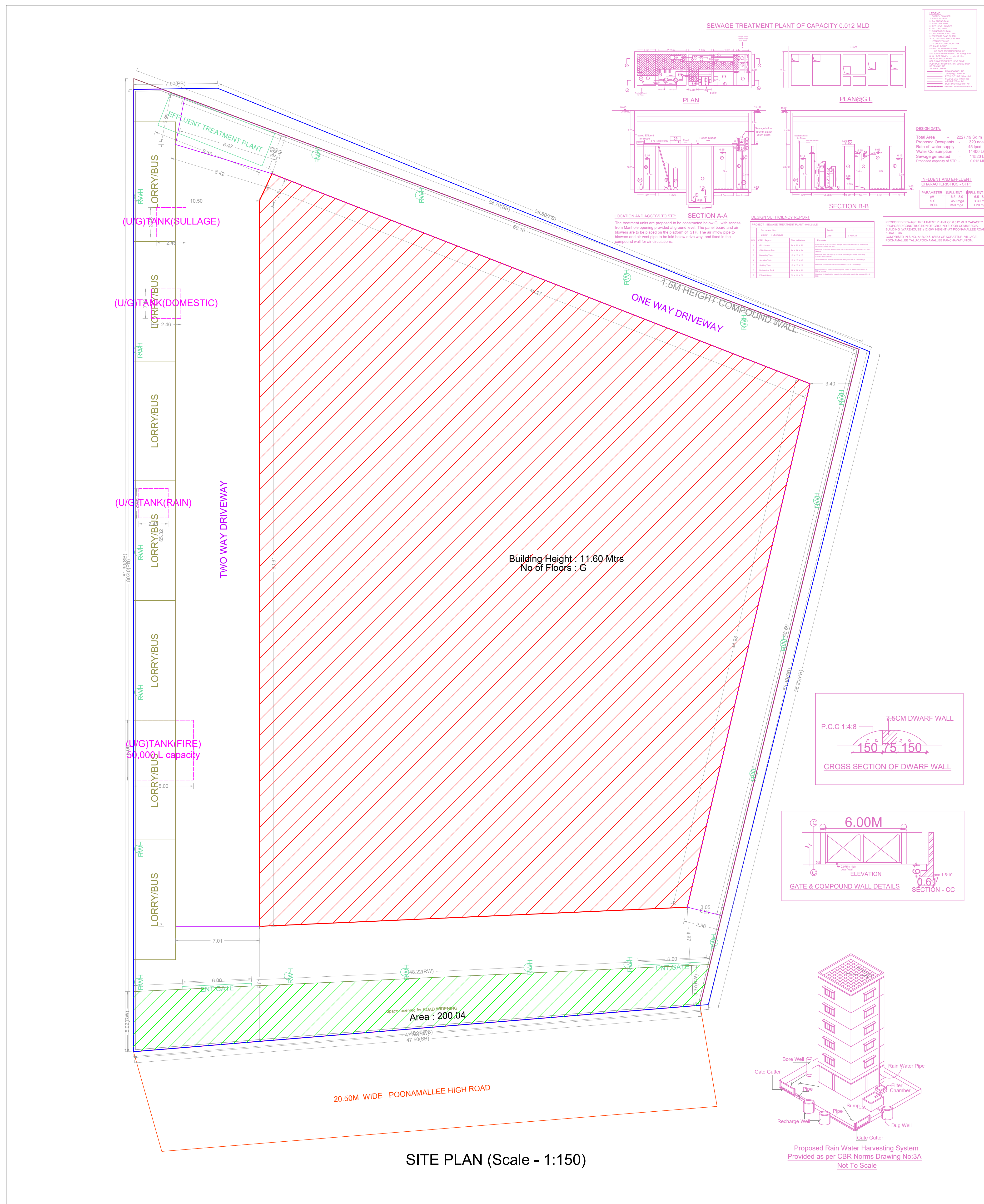


CHENNAI METROPOLITAN DEVELOPMENT AUTHORITY

APPROVED

SUBJECT TO THE CONDITIONS MENTIONED IN THIS OFFICE

For (Deputy Planner / Chief Planner / Member-Secretary)
High Rise Building / Non High Rise Building
This Approval is valid only after building Permit is issued by the concerned Local Body.



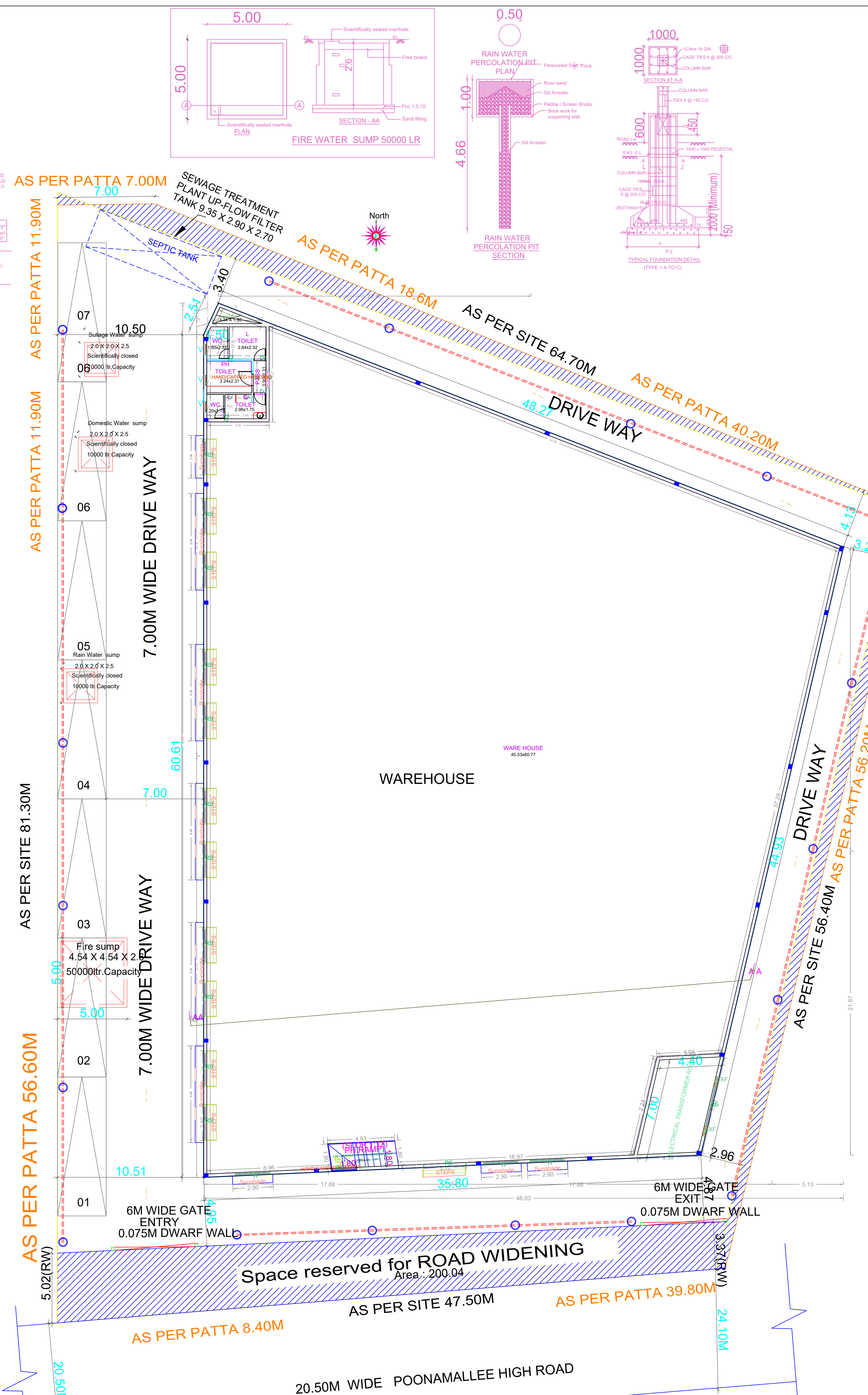
SITE PLAN (Scale - 1:150)

FLOOR WISE FSI STATEMENT: BLOCK (WARE HOUSE)

BUILDING	NO OF SAME BUILDING	FSI AREA				DU	TOTAL FSI AREA	FLOORS				TOTAL FSI AREA	
		COMM.	RESI.	IND.	INST.			GROUND FLOOR	COMM.	RESI.	IND.		INST.
BLOCK-1 (WA...)		2227.19	0.00	0.00	0.00	0	2227.19	2227.19	0.00	0.00	0.00	0	2227.19
Total		2227.19	0.00	0.00	0.00	0	2227.19	2227.19	0.00	0.00	0.00	0	2227.19

BUILDING WISE FSI STATEMENT

BUILDING	NO OF SAME BUILDING	FSI AREA				DU	TOTAL FSI AREA
		COMM.	RESI.	IND.	INST.		
BLOCK-1 (WA...)		2227.19	0.00	0.00	0.00	0	2227.19
Total		2227.19	0.00	0.00	0.00	0	2227.19



SITE CUM GROUND FLOOR PLAN

(Scale - 1:150)

